

Introducing the Samsung Chromebook.



A Chromebook is a laptop that runs a web browser.

- With a Chromebook, the computer *is* a web browser, and *that's* where you run your applications (apps).
- Applications and files are stored in the cloud and not on the Chromebook itself.
- Students can access their files from any computer with Internet access.

Signing on the device

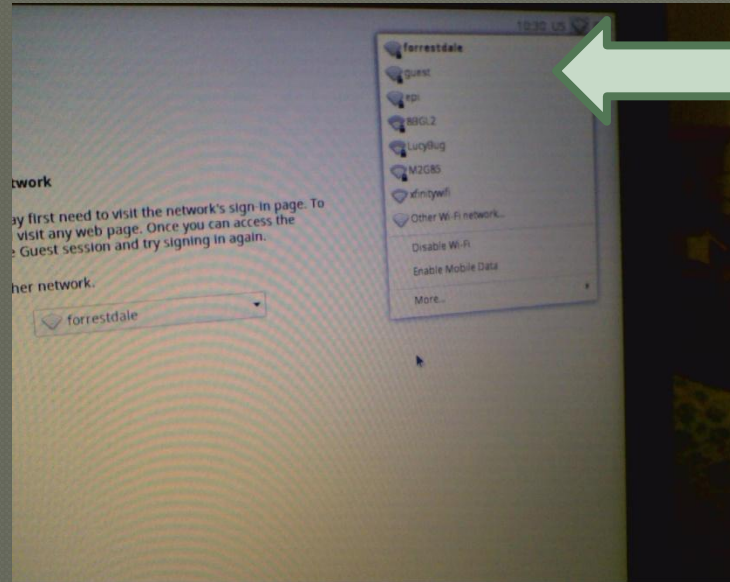
Open the lid

Connect to a Wi-Fi network

If necessary, click **Enable Wi-Fi** in the menu to enable Wi-Fi. If the command instead reads “Disable Wi-Fi,” your Wi-Fi is already enabled.

Select an available Wi-Fi network.

Chromebooks do not log in to our RBOE network. Instead you log on to the guest network with the password guestwifi.

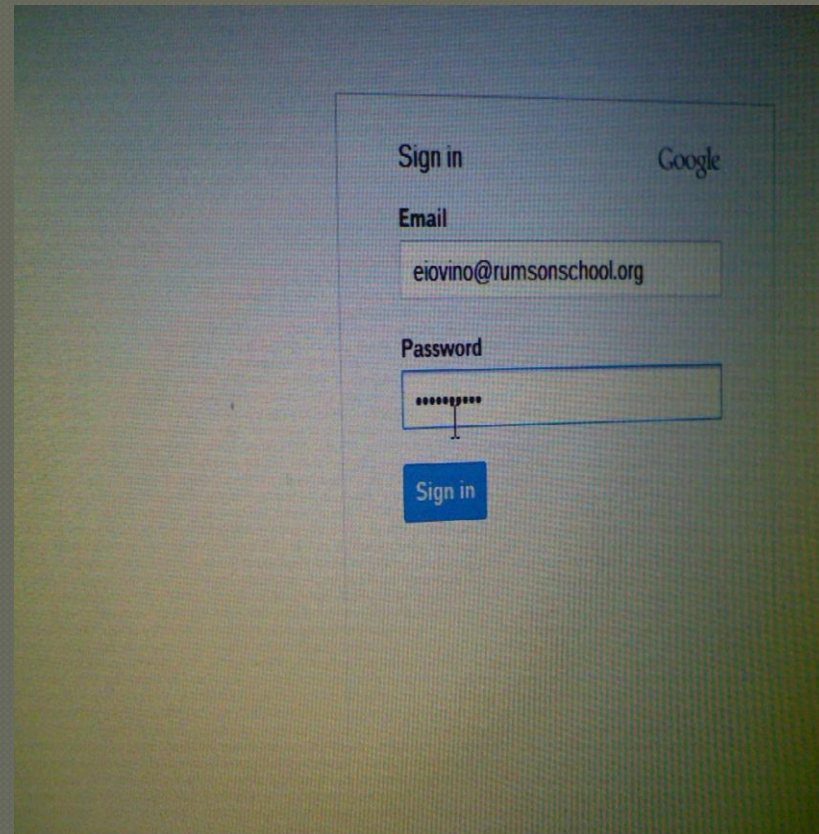


Logging onto the wireless connection.

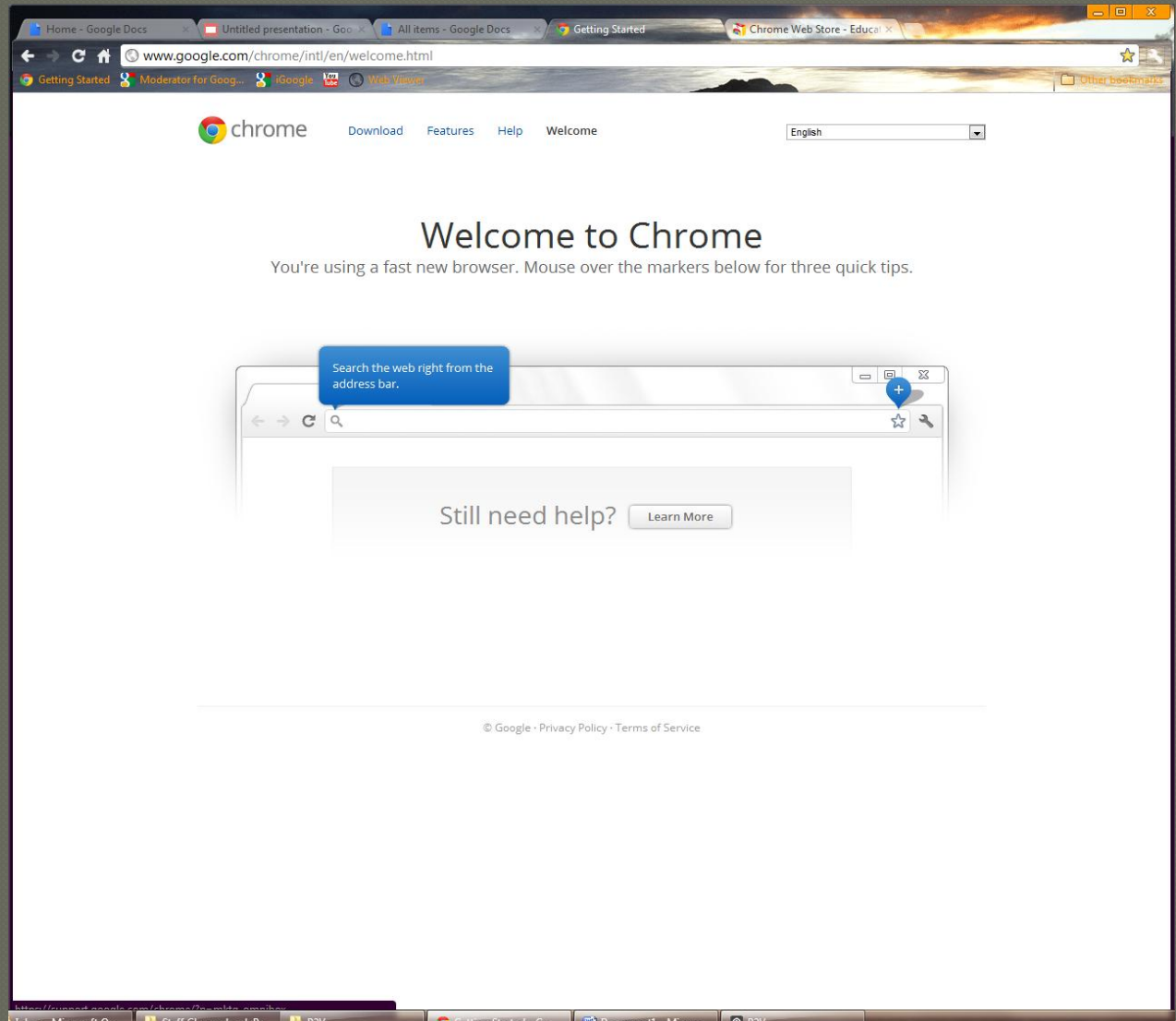
It does not matter who you log in to the wireless as, that is why it is one generic password.

Logging into your school Google Account.

It does matter who you log in to the Google as, you want to be sure you see your documents etc. Remember, when you save, it is not to the Chromebook itself.



You won't see the Google search box, you search the web right from the address bar.



Printing from the Chromebook



Do everyone a favor....don't

saving your files



installing anti-virus




updating the operating system



new software editions

The Chromebook has your back!

Mission critical Apps are pre-loaded.



Chrome Apps for Education

Visit the Chrome Web Store via a Chrome web browser

learn a language

play a game

math

history

create study aids

Share your favorites with Chris or Mark.